


VORTEX-DV MOTORISED TORQUE TESTER



A VERSATILE MODEL

VORTEX-DV MOTORISED TORQUE TESTER

??



FUNCTION

Le Vortex-DV est un couplemètre polyvalent d'un composé of an accurate motorised stand and of a wide choice of sensors, of a digital display AFTI or XA-m and a of a range of gripping fixtures.

This robust and easy to use equipment is suited for quality-control purposes both in the laboratory and the production area. In comparison with manual equipments.

It improves greatly the results thanks to better gripping means and to its accurate speed control, moreover it eliminates repetitive work injuries for the users .



SPECIFICATIONS

VORTEX DV		1,5 N.m	3 N.m	6 N.m	10 N.m
Measurement range	N.m	0 - 1,5	0 - 3,0	0 - 6,0	0 - 10
	Kgf.cm	0 - 15	0 - 30	0 - 60	0 - 100
	lbf.in	0 - 13	0 - 26	0 - 52	0 - 90
Dimensions					
Maximum travel of adjustable transducer carriage		182 mm (7.2")			
Maximum headroom		505 mm (19.9") 448 mm (17.6")*			
Width between columns		280 mm (11.02")			
Weight		19,5 kg (48lb)			
Power requirements					
Voltage		230 V AC 50 Hz or 110 V AC 60 Hz			
Max power		100 W			
Torque measurement (AFTI)					
Torque accuracy		0,5 % of full scale			
Torque units		mN.m, N.m, kgf.cm, Lbf.in, ozf.in (as per AFTI)			
Speed					
Speed range		0,1 rev/min to 30 rev/min (clockwise and anticlockwise)			
Speed accuracy		±1% of indicated speed			
Speed resolution		0,01 rev/min (0,1°/s)			
Displacement					
Maximum displacement		8000 revs			
Displacement accuracy		0,2° per 36,000)			
Displacement resolution		0,1° (0,001 rev)			

*With upper and lower mounting table filter



USB Connection

Connect to a PC with VectorPro™ Lite software, for test settings and results storage, streaming data, graph plotting, calculations, and basic statistics.

4 models

1,5 N.m
3 N.m
6 N.m
10 N.m

4 test modes

- manual bidirectional control
- run to or between positions
- run to break
- run to torque

Grips and fixtures

Range of standard fixtures is available, including mountin tables and chucks. Custom fixtures, including dedicated mandrels, available on request.

Control panel display

Clean indication of speed, angle and torque.

4 simple buttons to operate

Just 4 multifunction buttons for all settings and operation.

Top load tray

To apply static loads during testing; particularly suitable for child- resistant closure testing.

AFTI Display Unit

Receives, stores and transmits torque data, captures first and ultimate peak values, with pass/fail indicator, and can be used to set control limits for the Vortex-DV.


Multifunction wheel

Fine control allows precise setting of speed and position.

Coloured LEDs clearly indicate machine status during testing.

Robust, rigid construction

Splash proof and suitable for either laboratory or factory floor environments.



VORTEX-DV CONTROLS

The Vortex-DV has a simple-to-use front panel for precise selection of test parameters. Based on the tried and tested Vortex frame, it has completely new control electronics to deliver superior performance combined with affordability.

It can be used standalone with an torque display unit, or combined with VectorPro™ Lite for acquisition, plotting and analysis of data with controlled storage of test routines.



BUILD THE SYSTEM THAT IS RIGHT FOR YOU...

To configure a Vortex-dV system you need to purchase separately :

- **The Vortex-dV stand:** The Vortex-dV's multi-function wheel allows you to set test speed, direction of rotation and to select from pre-set routines: Half-cycle, Multiples cycles, Run to limit Run to angle
- **A choice of static torque sensors:** 1.5 N.m, 3 N.m, 6 N.m, ou 10 N.m
- **AFTI or XA-m torque display units** and interface cable
 - The AFTI display unit, when connected to a torque sensor continuously measures torque and captures the peak value..
 - Results can be transmitted to a PC or a printer, or to your SPC or quality softwares
- **Appropriate grips to hold your sample:** An extensive range of grips and fixtures is available to hold your samples

Consult ACRN to study your needs and get advice.
And to expand functionality much further



AFTI



XA-m

VECTOR PRO LITE

● Program creation

- Test permissions
- Test operation
- Résultats : area calculation, average, adjustment, peak, etc.

● Real-time curve

- Instant calculation
- Compliant / non-compliant result
- Revisions results: curve comparison, invert axes, zoom, etc.

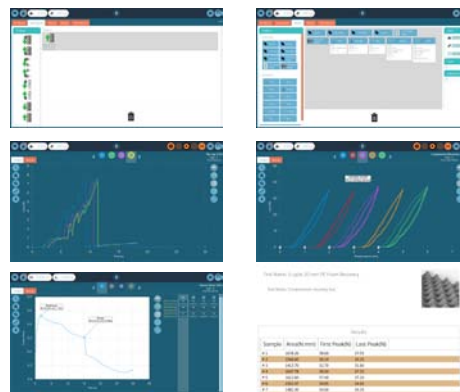
● Processing results

- Graph comparison
- Parameter adjustment
- Export of raw data or in the form of tables, in Excel or PDF format for test reports.




OPTIONS

Vector Pro Lite Software	Connection with Stand + AFG or BFG
Vector pro MT Software	Connection with Stand + ELC (material test)



ACRN A GLOBAL OFFER *for your packaging quality controls*



Calibration and annual maintenance

ACRN is equipped with a metrology laboratory.

Setting up tests, choice of materials, state of the art, work on repeatability

we can advise you according to your needs (tecnology, budget, ergonomics).

Leak testing and dynamometric testing

Our skills and equipment for leak testing and dynamometric testing for packaging

Major manufacturers have trusted us for many years

